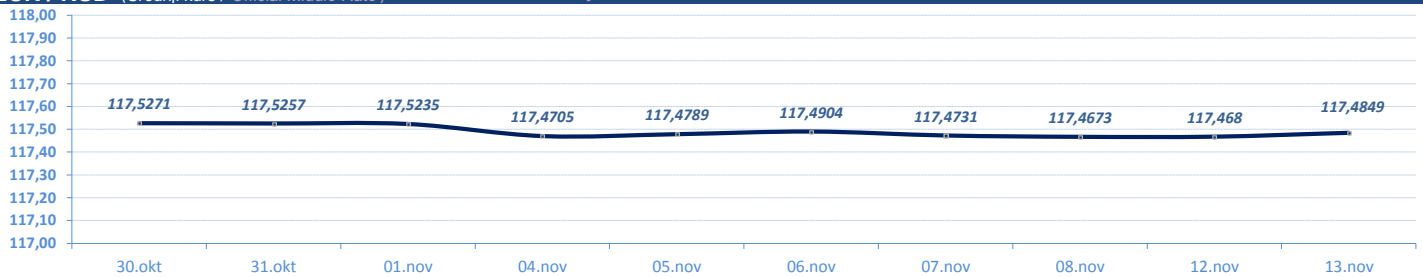


**VESTI / NEWS**

- ▶ **SREDNJI KURS EUR/RSD**: Dinar oslabio u odnosu na evro za 0,0169 dinara, srednji kurs **117,4849**. Obim međubankarske trgovine evrom na dan 12. novembar do 12:30h iznosio je 12,9 miliona evra. NBS intervenisala na međubankarskom tržištu kupovinom 10 miliona evra (od početka godine ukupno prodala 250 miliona evra i kupila 2.715 miliona evra).
- ▶ **BEOGRADSKA BERZA**: Indeksi zabeležili rast vrednosti. BELEX15 je viši za 1,41% a BELEXline za 0,89%. Promet **značajno veći** u odnosu na prethodni dan, na regulisanom tržištu najviše trgovano akcijama Galenika Fitofarmacije, NIS-a, Aerodroma Nikola Tesla, Komercijalne banke i Messer Tehnogasa.
- ▶ **INFLACIJA**: Prema podacima Republičkog zavoda za statistiku međugodišnja inflacija merena indeksom potrošačkih cena u oktobru je iznosila **1,0 odsto** dok su u odnosu na prethodni mesec cene u proseku više za 0,1 odsto.

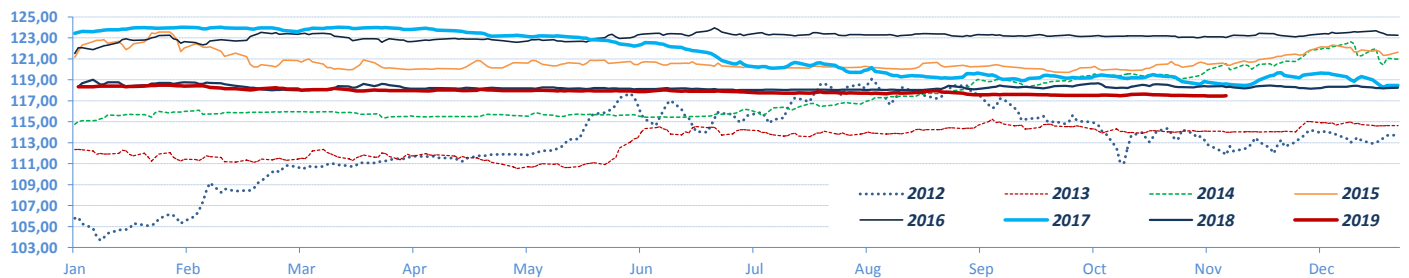
**DEVIZNO TRŽIŠTE / FX MARKET**

**EUR / RSD** (Srednji kurs / Official Middle Rate) ▶ 10 dana / 10 days

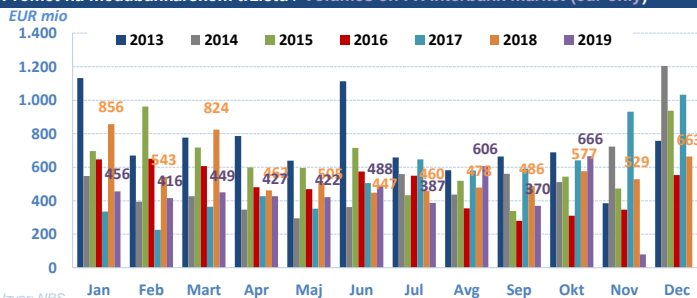


Izvor/Source: NBS

**EUR / RSD** (Srednji kurs/ Official middle rate) ▶ Jan - ....

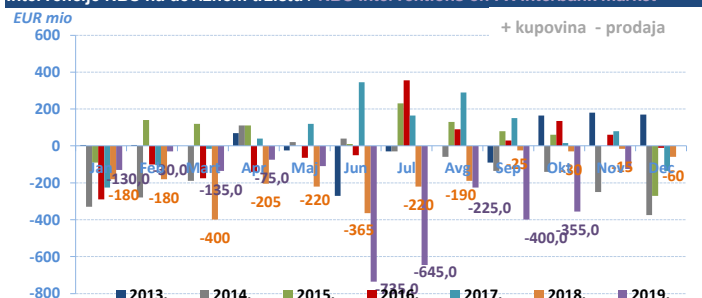


**Promet na međubankarskom tržištu / Volumes on FX Interbank market (eur only)**

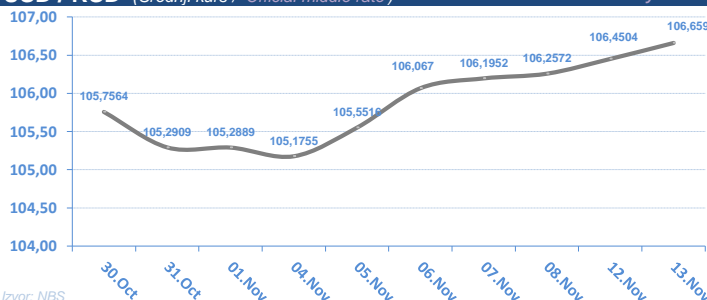


Izvor: NBS

**Intervencije NBS na deviznom tržištu / NBS Interventions on FX interbank market**

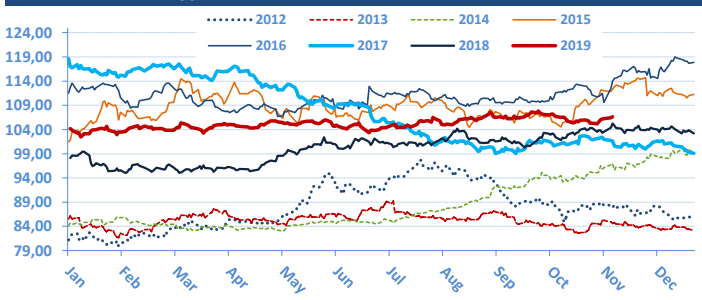


**USD / RSD** (Srednji kurs / Official middle rate) ▶ 10 dana / 10 days



Izvor: NBS

**Jan - ....**

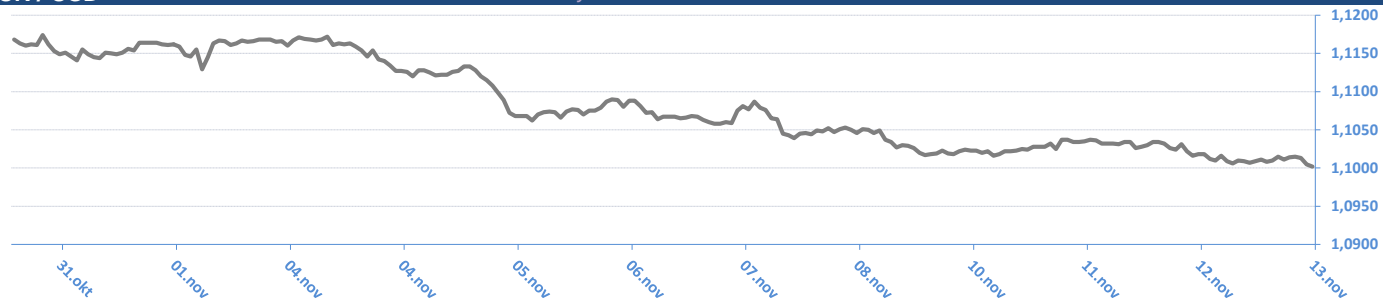


Monthly change	EUR/RSD	%	USD/RSD	%
01.11.19	117,5235	0,01%	105,2889	-2,38%
01.10.19	117,5135	-0,17%	107,8600	0,70%
02.09.19	117,7193	-0,02%	107,1149	0,55%
01.08.19	117,7449	-0,12%	106,5275	2,44%
01.07.19	117,8875	-0,04%	103,9939	-1,42%
03.06.19	117,9288	-0,03%	105,4914	-0,08%
03.05.19	117,9626	-0,01%	105,5783	0,57%
01.04.19	117,9759	-0,13%	104,9794	1,06%
01.03.19	118,1291	-0,25%	103,8772	0,32%
01.02.19	118,4266	0,07%	103,5469	-0,61%
03.01.19	118,3439	0,10%	104,1851	0,14%
03.12.18	118,2313	-0,06%	104,0402	-0,27%
01.11.18	118,2984		104,3196	

Yearly change	EUR/RSD	%	USD/RSD	%
13.11.19	117,4849	-0,73%	106,6590	8,68%
03.01.19	118,3439	0,00%	104,1851	6,16%
03.01.18	118,3431	-4,14%	98,1367	-17,25%
04.01.17	123,4512	1,59%	118,6004	6,34%
04.01.16	121,5145	0,30%	111,5324	9,90%
05.01.15	121,1543	5,58%	101,4863	20,72%
03.01.14	114,7559	2,14%	84,0641	-1,67%
03.01.13	112,3495	6,20%	85,4889	5,32%
04.01.12	105,7880	-0,21%	81,1693	2,16%
04.01.11	106,0156	10,47%	79,4541	18,48%
04.01.10	95,9679	7,17%	67,0635	4,25%
05.01.09	89,5436	12,27%	64,3273	18,68%
03.01.08	79,7577		54,2016	

**EUR / USD**

► 10 dana / 10 days

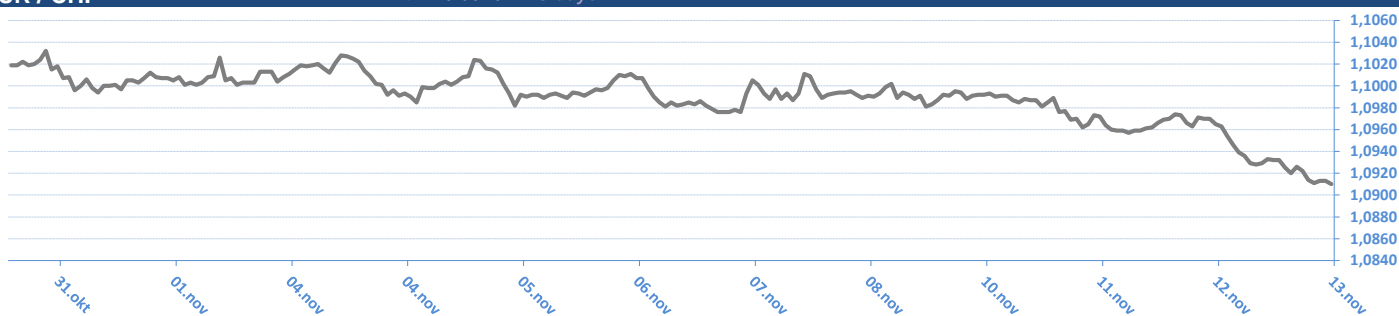


**EUR / USD**



**EUR / CHF**

► 10 dana / 10 days



**EUR / CHF**



Izvor / Source: Reuters

13.11.2019 09:23:25

**EUR / XX**

Valutni par / CCY pair	Kupovni/BID	Prodajni/ASK
EUR/USD	1,1001	1,1004
EUR/JPY	120,0100	120,0200
EUR/GBP	0,8569	0,8570
EUR/CHF	1,0911	1,0913
EUR/DKK	7,4720	7,4725
EUR/NOK	10,1140	10,1190
EUR/SEK	10,7231	10,7251
EUR/CAD	1,4584	1,4585
EUR/AUD	1,6080	1,6082
EUR/HUF	334,6700	334,9700
EUR/CZK	25,5540	25,5650
EUR/PLN	4,2824	4,2844
EUR/HRK	7,4460	7,4510
EUR/RUB	70,6350	70,6460
EUR/NZD	1,7185	1,7190

**USD / XX**

Valutni par / CCY pair	Kupovni/BID	Prodajni/ASK
USD/EUR	0,9088	0,9088
USD/JPY	109,0700	109,1000
USD/GBP	0,7788	0,7789
USD/CHF	0,9916	0,9919
USD/DKK	6,7905	6,7915
USD/NOK	9,1919	9,1959
USD/SEK	9,7448	9,7488
USD/CAD	1,3255	1,3257
USD/AUD	1,4613	1,4616
USD/HUF	304,1800	304,4100
USD/CZK	23,2250	23,2350
USD/SKK	21,5460	21,6000
USD/PLN	3,8925	3,8935
USD/HRK	6,7677	6,7722
USD/RUB	64,1950	64,2150
USD/NZD	1,5615	1,5627

\* Međunarodno devizno međubankarsko tržište / International FX Interbank Market

Izvor / Source: Reuters

**EURIBOR**

SW	-0,482
1M	-0,457
3M	-0,398
6M	-0,328
1Y	-0,255

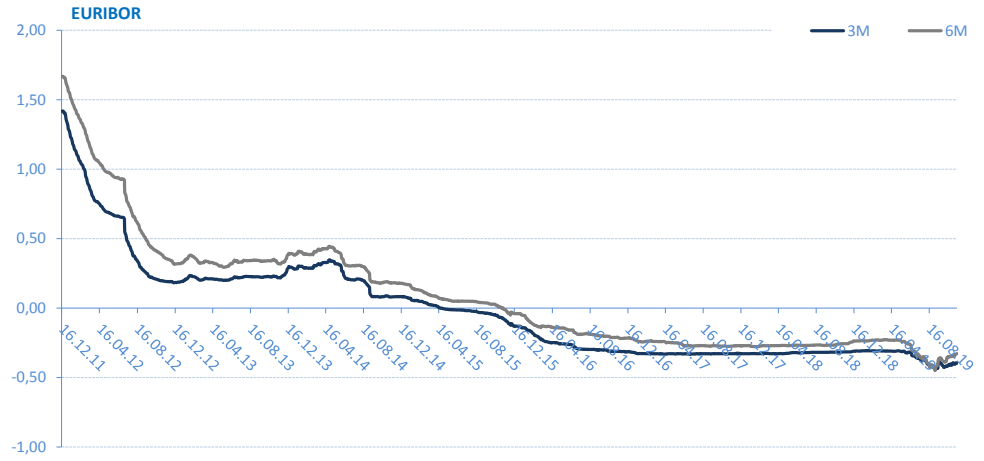
\* Izvor: Reuters; Objavljeno prethodnog radnog dana

**Kamatne stope Centralnih Banaka**

Interest rates of Central banks

CB	Kamatna stopa/ Interest rate
USD	1,75
EUR	0,00
GBP	0,75
CAD	1,75
AUD	0,75
JPY	0,10

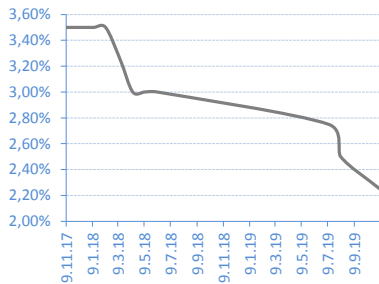
\* Izvor: Reuters; Objavljeno prethodnog radnog dana



**REFERENTNA KAMATNA STOPA NBS / NBS Key Policy Rates**

Date	Rate	Change (%)
07.11.19	2,25%	-10,00%
08.08.19	2,50%	-9,09%
11.07.19	2,75%	-8,33%
08.06.18	3,00%	0,00%
10.05.18	3,00%	0,00%
12.04.18	3,00%	-7,69%
14.03.18	3,25%	-7,14%
08.02.18	3,50%	0,00%
11.01.18	3,50%	0,00%
07.12.17	3,50%	

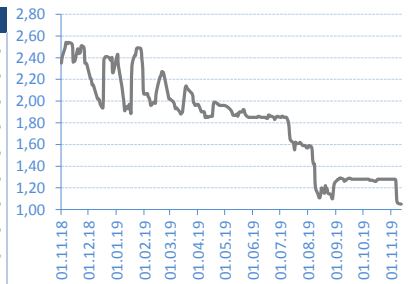
\* Izvor/Source : NBS



**BEONIA**

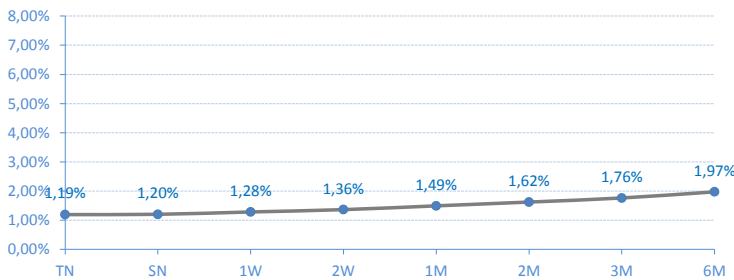
Date	Rate	Change (%)
12.11.19	1,05%	-3,67%
07.11.19	1,09%	-14,17%
06.11.19	1,27%	-0,78%
05.11.19	1,28%	0,00%
04.11.19	1,28%	0,00%
01.11.19	1,28%	0,00%
31.10.19	1,28%	0,00%
30.10.19	1,28%	0,00%
29.10.19	1,28%	0,00%
28.10.19	1,28%	

\* Izvor/Source : Reuters; Objavljeno prethodnog radnog dana / Published on previous working day



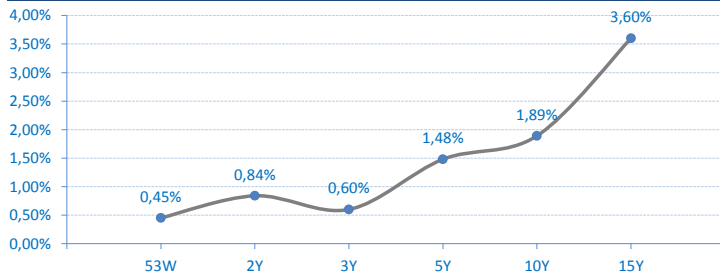
**Kamatne stope/Prinos na tržištu / Market Interest Rates**

**Belibor**



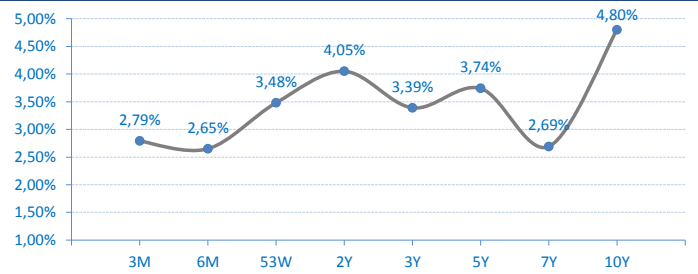
**Državne HOV Republike Srbije u Euvrima - prinosi sa poslednje aukcije**

Government bonds (EUR) of Republic of Serbia - yield on last primary auction



**Državne HOV Republike Srbije u Dinarima - prinosi sa poslednje aukcije**

Government bonds (RSD) of Republic of Serbia - yield on last primary auction



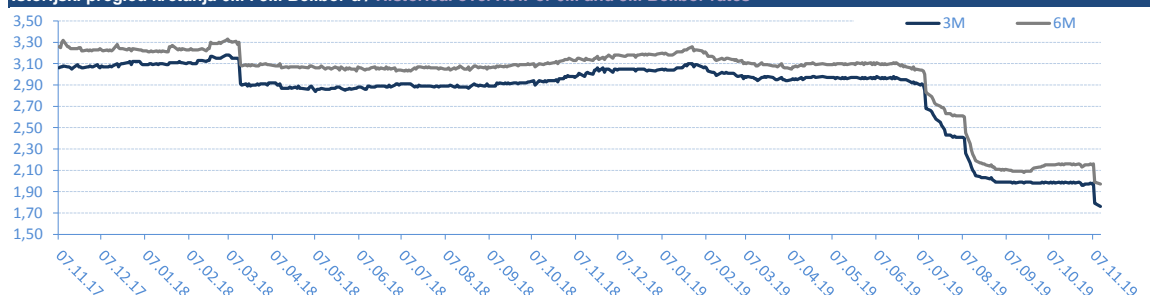
**BELIBOR**

**Trenutne stope / Current rates**

TN	1,19%
SN	1,20%
1W	1,28%
2W	1,36%
1M	1,49%
2M	1,62%
3M	1,76%
6M	1,97%

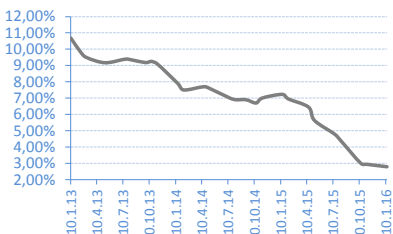
\* Izvor/Source : Reuters; Objavljeno prethodnog radnog dana / Published on previous working day

**Istorijski pregled kretanja 6M i 3M Belibor-a / Historical overview of 6M and 3M Belibor rates**



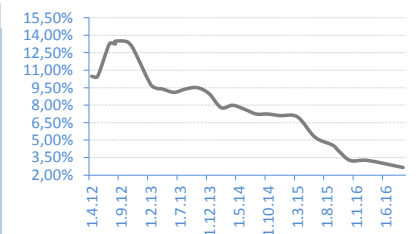
T-BILLS 3M - RSD

Date	Rate	Realisation
14.01.16	2,79%	100,00%
05.11.15	2,94%	100,00%
15.10.15	3,00%	92,18%
06.08.15	4,40%	96,26%
16.07.15	4,79%	98,47%
07.05.15	5,63%	92,92%
16.04.15	6,45%	100,00%
05.02.15	6,95%	45,05%



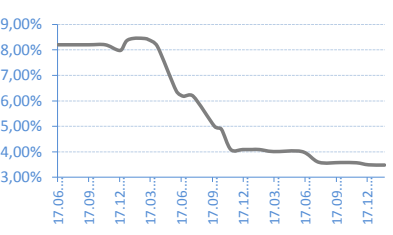
T-BILLS 6M - RSD

Date	Rate	Realisation
01.09.16	2,65%	23,03%
03.03.16	3,25%	96,46%
03.12.15	3,25%	97,22%
08.10.15	4,09%	100,00%
03.09.15	4,57%	87,90%
04.06.15	5,25%	93,30%
05.03.15	7,00%	21,33%
04.12.14	7,10%	100,00%



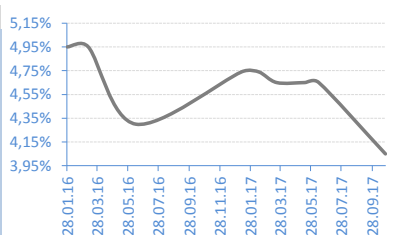
T-BILLS 53W - RSD

Date	Rate	Realisation
06.02.17	3,48%	17,91%
21.12.16	3,49%	32,22%
15.11.16	3,57%	45,64%
28.09.16	3,58%	52,92%
27.07.16	3,59%	49,07%
07.06.16	4,01%	78,06%
15.03.16	4,01%	16,73%
02.02.16	4,09%	63,42%



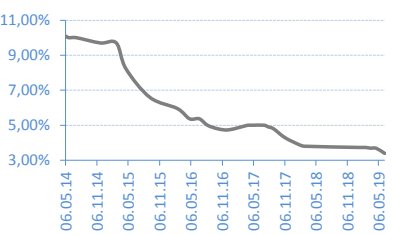
G-BONDS 2Y - RSD

Date	Rate	Realisation
24.10.17	4,05%	116,30%
13.06.17	4,65%	51,56%
16.05.17	4,65%	43,95%
21.03.17	4,65%	100,00%
13.02.17	4,74%	78,80%
10.01.17	4,74%	23,25%
13.06.16	4,30%	95,67%
10.03.16	4,95%	56,41%



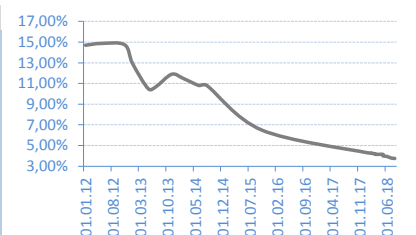
G-BONDS 3Y - RSD

Date	Rate	Realisation
11.06.19	3,39%	62,60%
23.04.19	3,68%	88,70%
19.03.19	3,69%	112,71%
20.02.19	3,73%	120,53%
15.01.19	3,73%	60,94%
28.02.18	3,80%	100,00%
30.01.18	3,88%	34,77%
06.11.17	4,29%	97,97%



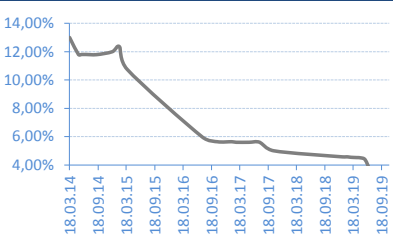
G-BONDS 5Y - RSD

Date	Rate	Realisation
11.09.18	3,74%	98,60%
14.08.18	3,75%	65,62%
17.07.18	3,80%	40,58%
05.06.18	3,95%	35,67%
22.05.18	3,99%	26,18%
08.05.18	4,15%	97,00%
24.04.18	4,15%	52,31%
10.04.18	4,15%	32,63%



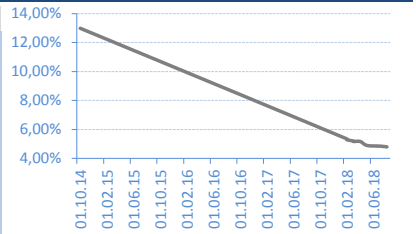
G-BONDS 7Y - RSD

Date	Rate	Realisation
05.11.19	2,69%	100,00%
01.10.19	3,40%	247,35%
03.09.19	3,40%	51,86%
06.08.19	3,50%	47,86%
09.07.19	3,59%	153,64%
04.06.19	4,37%	267,04%
07.05.19	4,50%	134,27%
10.04.19	4,52%	75,42%



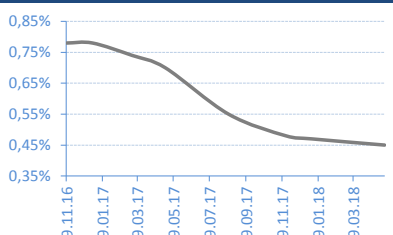
G-BONDS 10Y - RSD

Date	Rate	Realisation
07.08.18	4,80%	26,87%
10.07.18	4,85%	36,97%
15.05.18	4,90%	96,72%
03.04.18	5,17%	26,55%
20.03.18	5,17%	83,61%
06.03.18	5,20%	203,57%



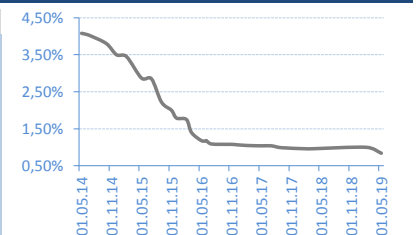
T-BILLS 53W - EUR

Date	Rate	Realisation
21.05.18	0,45%	100,00%
18.01.18	0,47%	98,00%
05.12.17	0,48%	100,00%
30.08.17	0,55%	50,00%
15.05.17	0,70%	91,30%
20.03.17	0,74%	60,00%
12.01.17	0,78%	46,20%
29.11.16	0,78%	100,00%



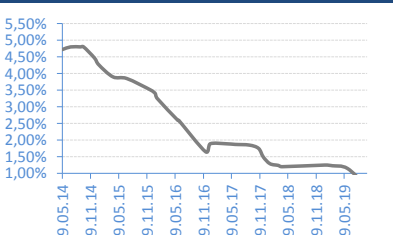
G-BONDS 2Y - EUR

Date	Rate	Realisation
27.05.19	0,84%	148,40%
19.02.19	1,00%	142,00%
22.03.18	0,96%	25,62%
01.02.18	0,96%	52,00%
14.09.17	0,99%	53,60%
12.07.17	1,04%	16,80%
23.05.17	1,04%	99,00%
14.02.17	1,05%	95,35%



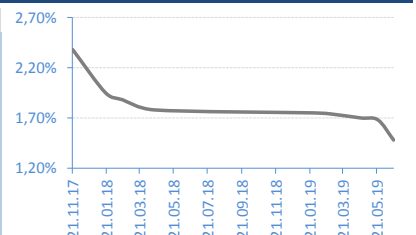
G-BONDS 3Y - EUR

Date	Rate	Realisation
23.10.19	0,60%	100,00%
18.06.19	1,15%	59,14%
12.03.19	1,23%	50,04%
23.01.19	1,25%	32,10%
20.04.18	1,20%	35,96%
28.03.18	1,24%	99,29%
02.02.18	1,29%	100,00%
21.12.17	1,49%	100,00%



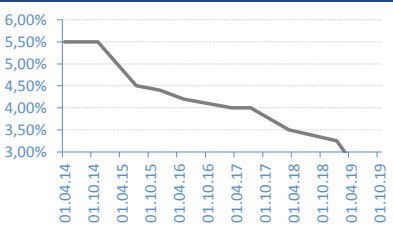
G-BONDS 5Y - EUR

Date	Rate	Realisation
20.06.19	1,48%	47,86%
23.05.19	1,68%	77,32%
22.04.19	1,70%	19,90%
27.02.19	1,74%	37,84%
29.01.19	1,75%	41,25%
16.04.18	1,78%	52,41%
19.02.18	1,88%	79,99%
19.01.18	1,95%	80,28%



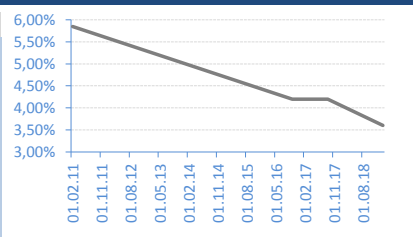
G-BONDS 10Y - EUR

Date	Rate	Realisation
09.10.19	1,89%	100,00%
16.01.19	3,25%	139,40%
26.03.18	3,50%	86,85%
13.07.17	4,00%	42,95%
15.03.17	4,00%	65,60%
25.05.16	4,20%	96,00%
04.12.15	4,40%	100,00%
28.07.15	4,50%	76,77%



G-BONDS 15Y - EUR

Date	Rate	Realisation
06.02.19	3,60%	100,00%
06.09.17	4,20%	70,13%
19.10.16	4,20%	100,00%



## AKCIJE / Shares - REGULISANO TRŽIŠTE / REGULATED MARKET

## Najtrgovanije HOV / Most Active

	Symbol	Closing price	% Change	Open	Max	Min	No of Trades	Volume	Volume RSD
Galenika Fitofarmacija a.d. Zemun	FITO	3.024	3,92%	2.950	3.050	2.950	8	902.771	2.730.240.250
NIS a.d. Novi Sad	NIIS	692	1,76%	680	700	678	90	4.881	3.377.333
Aerodrom Nikola Tesla a.d. Beograd	AERO	849	5,47%	805	850	805	79	3.008	2.554.418
Komercijalna banka a.d. Beograd	KMBN	3.279	0,03%	3.250	3.280	3.250	5	635	2.081.900
Messer Tehnogas a.d. Beograd	TGAS	12.900	-0,76%	12.900	12.900	12.900	1	60	774.000

## Dobitnici / Gainers

	Symbol	Closing price	% Change	Open	Max	Min	No of Trades	Volume	Volume RSD
Valjaonica bakra Sevojno a.d. Sevojno	VBSE	2.950	5,77%	2.950	2.950	2.950	1	3	8.850
Aerodrom Nikola Tesla a.d. Beograd	AERO	849	5,47%	805	850	805	79	3.008	2.554.418
Galenika Fitofarmacija a.d. Zemun	FITO	3.024	3,92%	2.950	3.050	2.950	8	902.771	2.730.240.250
NIS a.d. Novi Sad	NIIS	692	1,76%	680	700	678	90	4.881	3.377.333
Jedinstvo a.d. Sevojno	JESV	6.350	0,95%	6.350	6.350	6.350	1	100	635.000

## Gubitnici / Decliners

	Symbol	Closing price	% Change	Open	Max	Min	No of Trades	Volume	Volume RSD
VP Dunav a.d. Backa Palanka	VPDU	24.001	-9,45%	24.001	24.001	24.001	1	3	72.003
Metalac a.d. Gornji Milanovac	MTLC	1.900	-2,06%	1.900	1.900	1.900	4	178	338.200
Impol Seval a.d. Sevojno	IMPL	3.300	-0,90%	3.300	3.300	3.300	1	20	66.000
Messer Tehnogas a.d. Beograd	TGAS	12.900	-0,76%	12.900	12.900	12.900	1	60	774.000

## AKCIJE / SHARES - MTP

## Najtrgovanije HOV / Most Active

	Symbol	Closing price	% Change	Bid (Volume)	Ask (Volume)	No of Trades	Volume	Volume RSD
Geosonda - Fundiranje a.d. Beograd	GSFD	676	0,00%	676	676	676	3	150
Telefonkabl a.d. Beograd	TLKB	13.105	0,00%	13105	13105	13105	1	49
Iritel a.d. Beograd	IRTL	900	-5,26%	900	900	900	2	35
Trgopromet a.d. Subotica	TRGOM	955	0,32%	955	955	955	1	31
PD Zajecar a.d. Zajecar	PDZA	8.300	0,00%	8300	8300	8300	1	10

## Dobitnici / Gainers

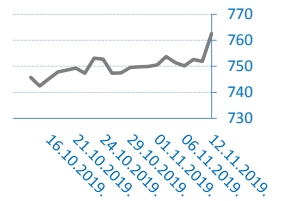
	Symbol	Closing price	% Change	Bid (Volume)	Ask (Volume)	No of Trades	Volume	Volume RSD
Termika a.d. Beograd	TRBG	4.400	15,79%	4400	4400	4400	1	2
Trgopromet a.d. Subotica	TRGOM	955	0,32%	955	955	955	1	31

## Gubitnici / Decliners

	Symbol	Closing price	% Change	Bid (Volume)	Ask (Volume)	No of Trades	Volume	Volume RSD
Iritel a.d. Beograd	IRTL	900	-5,26%	900	900	900	2	35

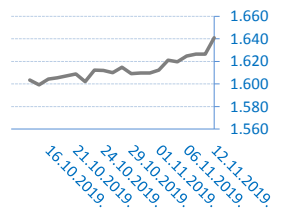
## BELEX15

Vrednost / Value	766,88
Promena / Change	4,33
%	0,57%



## BELEXline

Vrednost / Value	1.641,09
Promena / Change	14,55
%	0,89%



## Kontakti / Contacts:

**Srdan Tomašević**

srdjan.tomasevic@erstebank.rs

Trgovanje / Trading

011/220 9116

**Aleksandar Zarić**

aleksandar.zaric@erstebank.rs

Prodaja / Sales

011/220 9198

**Aleksandra Parčetić**

aleksandra.parcetic@erstebank.rs

Brokersko poslovanje / Brokerage

011/220 9159

**Vladimir Vulević**

vladimir.vulevic@erstebank.rs

Podrška i Razvoj / Support and Development

011 / 201 50 50

**Nenad Đurović**

nenad.djurovic@erstebank.rs

Trgovanje / Trading

011/ 220 9115

**Dušan Stević**

dusan.stevic@erstebank.rs

Prodaja / Sales

011/220 9118

**Goran Sladoje**

goran.sladoje@erstebank.rs

Prodaja / Sales

011/ 220 9132

**Marija Đorđević**

marija.djordjevic@erstebank.rs

Brokersko poslovanje /

Brokerage

011/220 9110

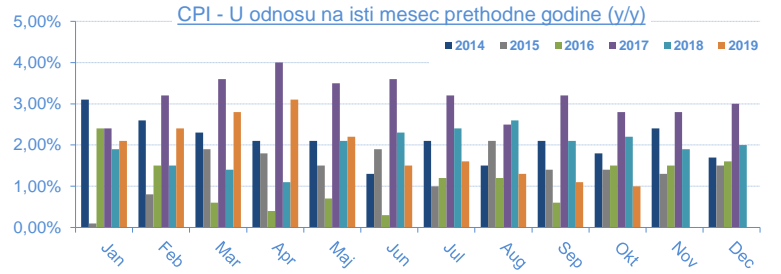
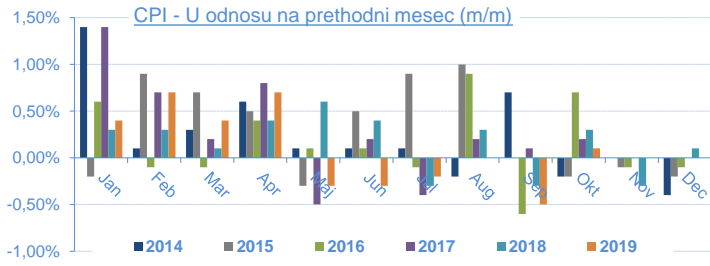
Izveštaj sačinio / Prepared by: Sektor sredstava / Treasury division

Informacije i cene iz ovog pregleda dobijene su iz izvora za koje verujemo da su pouzdani ali ne garantujemo njihovu tačnost i potpunost. Navedene informacije su važeće samo u trenutku njihovog sastavljanja a objavljuju se u ciju opšteg informisanja, pri čemu ne predstavljaju bilo kakav oblik investicionog saveta niti preporuke za investiranje niti na bilo koji način obavezuju Erste Bank ad Novi Sad u pogledu odgovornosti za štetu nastalu upotrebom informacija iz ovog pregleda.

The information and prices in this review are obtained from sources that we believe are reliable, but we do not guarantee their accuracy and completeness. The mentioned information is valid only at the time of their compilation and are published in the general information, whereby they do not represent any form of investment advice or recommendations for investing or in any way obligate Erste Bank ad Novi Sad in respect of liability for damages arising from the use of information referred to in of this review.

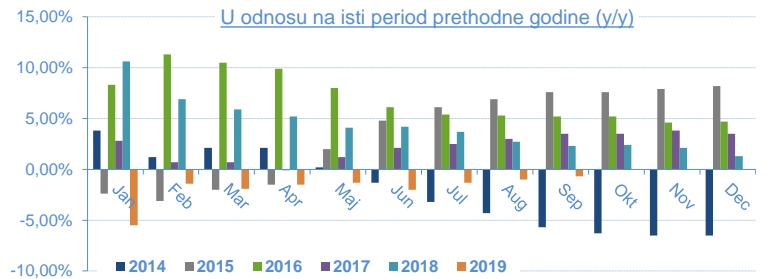
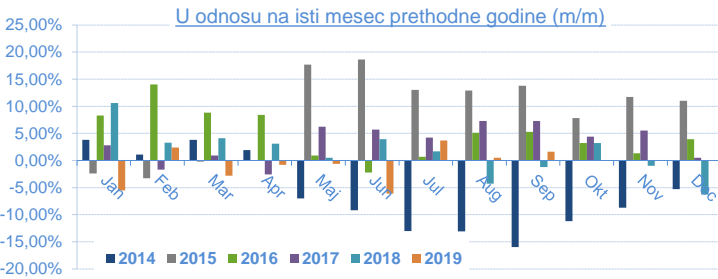
Indeks potrošačkih cena (Consumer Price Index - CPI) / 2018

	Jan	Feb	Mar	Apr	Maj	Jun	Jul	Aug	Sep	Okt	Nov	Dec
U odnosu na prethodni mesec (m/m)	0,40%	0,70%	0,40%	0,70%	-0,30%	-0,30%	-0,20%	0,00%	-0,50%	0,10%		
U odnosu na isti mesec 2018. (y/y)	2,10%	2,40%	2,80%	3,10%	2,20%	1,50%	1,60%	1,30%	1,10%	1,00%		
U odnosu na decembar 2018.		1,10%	1,50%	2,30%	2,00%	1,70%	1,50%	1,50%	1,00%	1,20%		
Datum objavljivanja / Published date	22.02.19	12.03.19	12.04.19	13.05.19	12.06.19	12.07.19	12.08.19	12.09.19	11.10.19	12.11.19		



INDUSTRIJSKA PROIZVODNJA / Industrial production / 2019

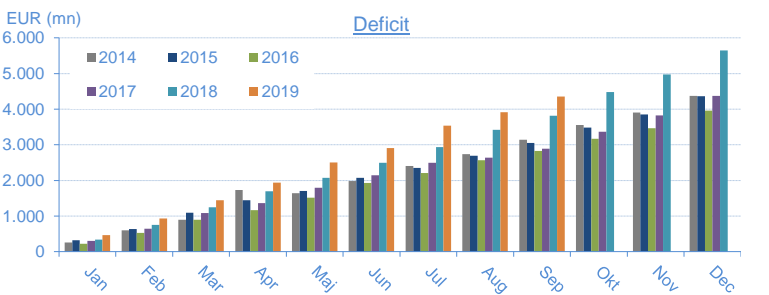
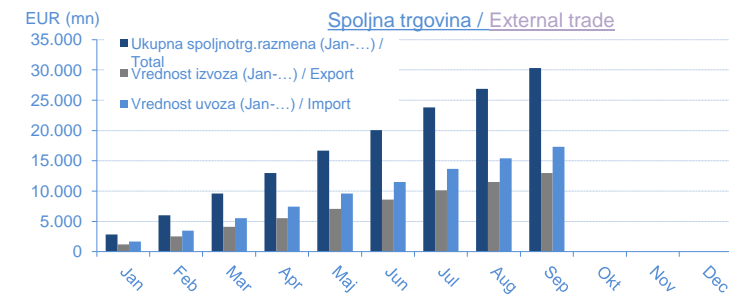
	Jan	Feb	Mar	Apr	Maj	Jun	Jul	Aug	Sep	Okt	Nov	Dec
U odnosu na isti mesec 2018 (m/m)	-5,50%	2,40%	-2,80%	-0,80%	-0,60%	-6,10%	3,70%	0,50%	1,60%			
U odnosu na isti period 2018 (jan-...) (y/y)	-5,50%	-1,40%	-1,90%	-1,50%	-1,30%	-2,00%	-2,00%	-1,00%	-0,70%			
U odnosu na prosek 2018	-12,20%	-7,40%	2,30%	-4,40%	1,10%	-2,50%	1,70%		3,80%			
Datum objavljivanja / Published date	28.02.19	29.03.19	30.04.19	31.05.19	28.06.19	31.07.19	30.08.19	30.09.19	31.10.19			



SPOLJNOTRGOVINSKA ROBNA RAZMENA / External Trade / 2019

\* u eur mln

Mesec/Month	Jan	Feb	Mar	Apr	Maj	Jun	Jul	Aug	Sep	Okt	Nov	Dec
Ukupna spoljnotrg.razmena (Jan-...) / Total	2.840,40	6.015,80	9.626,40	12.958,60	16.675,50	20.077,90	23.801,00	26.891,80	30.323,80			
Promena / Yearly change	7,80%	9,80%	8,10%	8,30%	9,70%	8,00%	9,00%	7,90%	7,90%			
Vrednost izvoza (Jan-...) / Export	1.186,90	2.539,90	4.092,80	5.510,50	7.087,40	8.584,20	10.131,20	11.488,50	12.986,20			
Promena / Yearly change	3,00%	7,10%	6,90%	7,30%	8,30%	6,70%	7,20%	6,90%	7,00%			
Vrednost uvoza (Jan-...) / Import	1.653,50	3.475,90	5.533,60	7.448,10	9.588,10	11.493,70	13.669,80	15.403,30	17.337,60			
Promena / Yearly change	11,50%	11,70%	9,00%	9,00%	10,80%	9,10%	10,40%	8,70%	8,70%			
Deficit (jan-...)	466,70	936,00	1.440,80	1.937,70	2.500,70	2.909,50	3.538,60	3.914,80	4.351,40			
Promena / Yearly change	40,90%	26,50%	15,60%	14,20%	18,80%	17,00%	20,60%	14,50%	14,10%			
Pokrivenost uvoza izvozom (Export/Import ratio)	71,80%	73,10%	74,00%	74,00%	73,90%	74,70%	74,10%	74,60%	74,9%			
Datum objavljivanja / Published date	12.03.19	29.03.19	30.04.19	31.05.19	28.06.19	31.07.19	30.08.19	30.09.19	31.10.19			



BUDŽETSKI BALANS / Budget balance

\* u rsd mln

Budžetski balans u 2018.	32.183,97
January 2019	23.620,61
February 2019	-1.429,81
March 2019	-6.363,12
April 2019	-10.322,94
May 2019	2.776,26
June 2019	13.189,82
July 2019	27.059,77
August 2019	-1.883,59
September 2019	3.248,29
October 2019	
November 2019	
December 2019	
Budžetski balans u 2019. / Total 2019	49.895,29
Planirani deficit u 2019. / Planned	-3.344,12
Ostvarenje plana / Realisation	
Datum ažuriranja / Published date	04.11.19

